



# Navigating Change: Pre-Election Insights for Construction Leaders

October 31st, 2024



# Welcome

## Your Speakers

**Scott Keller**

Partner, HORNE  
Federal  
[scott.keller@horne.com](mailto:scott.keller@horne.com)



**Mary Ivon Montgomery**

Manager, HORNE  
Construction, People Solutions Team  
601.326.1000  
[maryivon.Montgomery@horne.com](mailto:maryivon.Montgomery@horne.com)



# What's on the ballot in 2024?



## PRESIDENT

Vice President **Kamala Harris** will face off against former **President Donald Trump**  
**President Joe Biden** dropped out of the presidential race July 21, 2024



## SENATE

Democrats currently hold a 51-49 majority in the Senate; 23 of the 34 Senate seats up for election are Democrat-held, giving Republicans an opportunity to flip the chamber



## HOUSE OF REPRESENTATIVES

Republicans hold a slim 220-212 majority in the House; The Cook Political Report rates 25 seats as toss-up, giving Democrats an opportunity to flip the chamber



## GOVERNOR

11 states will hold gubernatorial elections in 2024, and only three sitting governors will seek re-election



## STATE LEGISLATURE

85 of the 99 state legislative chambers in the US will hold elections in 2024, with Republicans currently controlling 54.96% of seats nationally

# Potential 2024 election outcomes

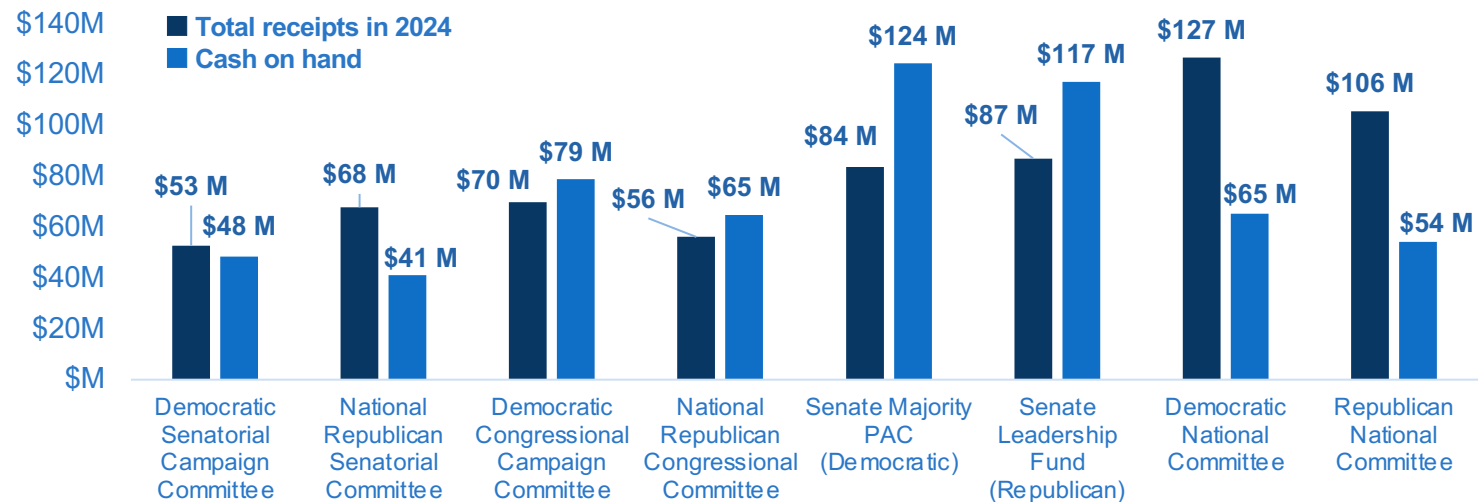
President	House	Senate	Likelihood	Likelihood analysis
R	D	R	High ●●●●	Presidential race is a toss up; Democrats have a chance to regain control of the House, but GOP will likely flip the Senate
D	D	R	High ●●●●	Presidential race is a toss up; Democrats have a chance to regain control of the House, but GOP will likely flip the Senate
R	R	R	Medium ●●●●	GOP has a chance to win control of Congress
D	R	R	Medium ●●●●	GOP has a chance to win control of Congress, but it's less likely for Democrats to win the presidency and lose both chambers of Congress
R	R	D	Low ●●●●	Democrats will struggle to retain Senate control; unlikely that GOP would win the presidency and House but fail to flip the Senate
D	R	D	Low ●●●●	Democrats will struggle to retain Senate control; unlikely that GOP would win House control but fail to flip the Senate
R	D	D	Very Low ●●●●	Highly unlikely for Democrats to lose the presidency but win both chambers of Congress
D	D	D	Very Low ●●●●	Democrats are unlikely to win both chambers of Congress



## Democratic committees and PACs have more cash on hand than GOP counterparts

“ House Republican PACs and committees started to gain ground on Democrats’ national fundraising advantage in the second quarter. The gains at the national level, however, might not yet have trickled down to individual campaigns, as vulnerable House Democrats and Democratic challengers led their Republican counterparts in fundraising in the second quarter... Ten challengers outraised incumbents in the 20 races most likely to flip in Hotline’s House Power Rankings. All of them were Democrats, many of whom are running in competitive seats in New York and California.  
- **Abigail Turner**, “*Hotline’s Q2 House fundraising chart*,” NJ’s **Hotline**

### Party committees and PACs



# Most voters prioritize non-economic problems ahead of the 2024 election cycle

## BACKGROUND

- In an August 2024 Gallup poll, over 70% of voters prioritize non-economic issues, such as immigration, poor leadership, and the lack of unity around the country
- Those who prioritize economic problems mentioned the economy in general, high costs of living and inflation, and unemployment

## What do you think is the most important problem facing the country today?

SOURCE: GALLUP, AUGUST 2024

Non-economic problems					Economic problems			
Immigration 19%	Government/ poor leadership 16%	Unifying the country 6%	Ethics/moral/ religious/ family decline 5%		Economy in general 18%	High cost of living/ inflation 15%		
		Race relations 5%	Abortion 4%	Judicial systems 3%				
		Poverty/ hunger/ homelessness 4%	Crime/ violence 3%	Election reform/ democracy 3%	Unemployment 3%	Lack of money 2%	Gap between rich and poor 2%	Federal budget deficit 2%

# Election coverage from National Journal

For more Presentation Center coverage on the 2024 election cycle:

[Competitive House races](#) – An overview of confirmed House matchups to watch in the 2024 election cycle, updated after each state primary.

[Senate races to watch](#) – An overview of confirmed Senate matchups to watch in the 2024 election cycle.

[2024 State Election Toolbox](#) – A guide to the 2024 state election cycle.

[Project 2025 handbook](#) – An overview of the Heritage Foundation’s Project 2025 – a conservative presidential transition operation handbook.

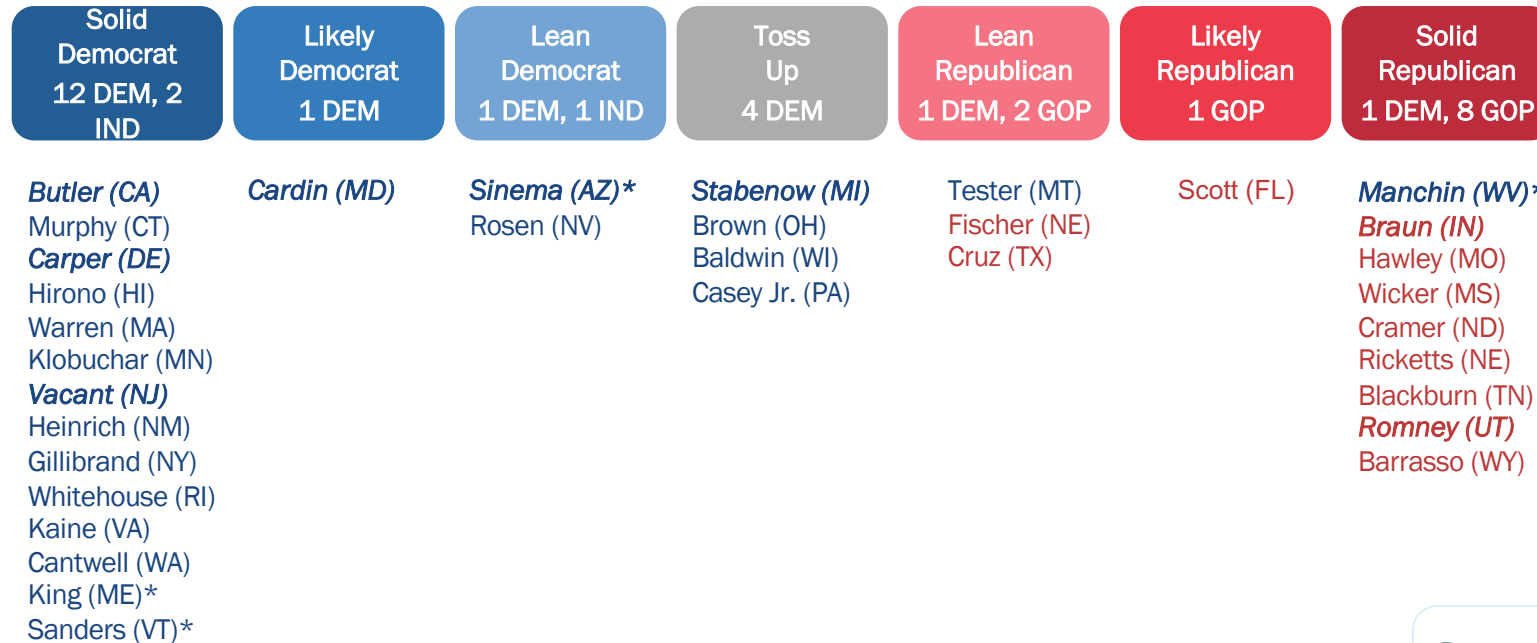




# Congressional Projections



# Cook Political Report Race Ratings of 2024 Senate seats



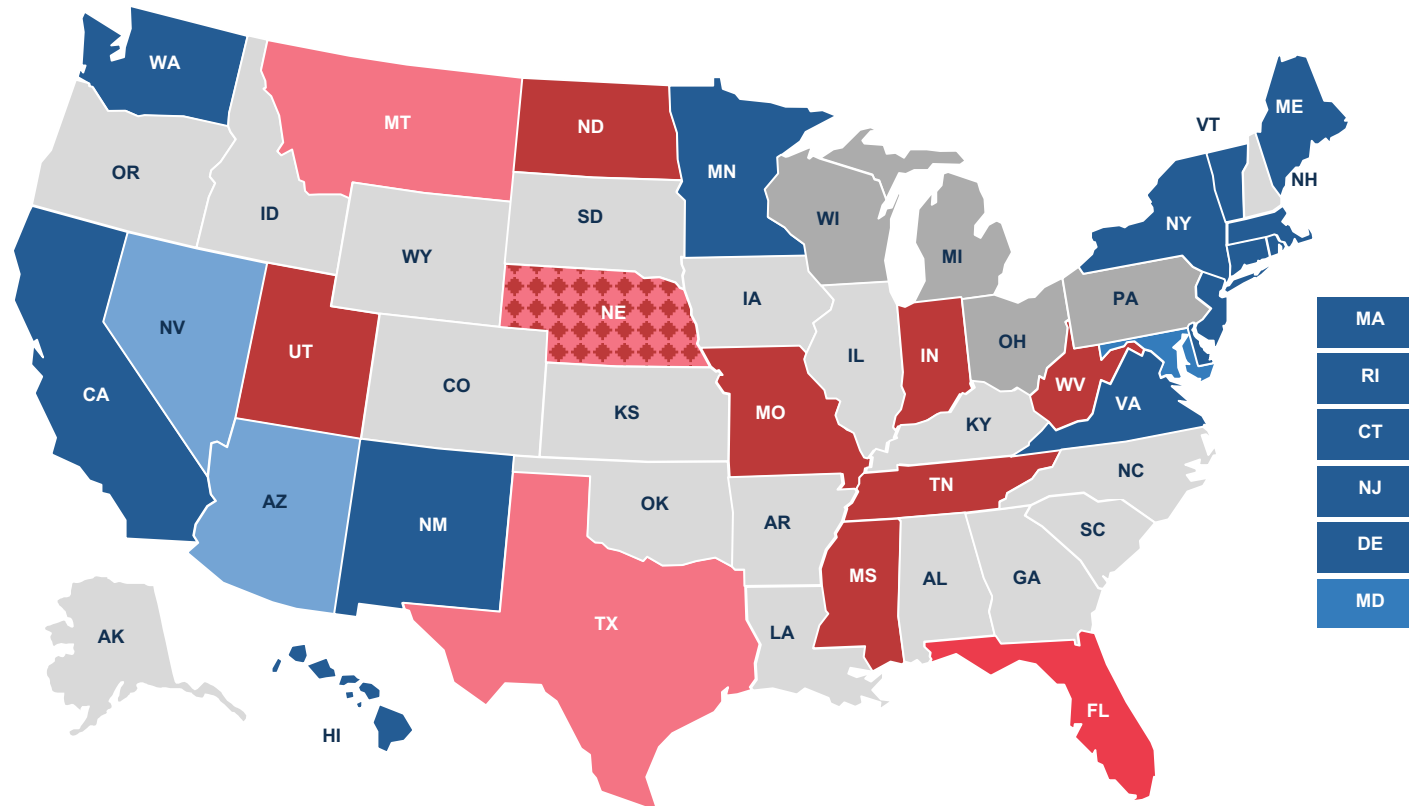
\*The seats of Sens. Sinema (AZ), King (ME), Sanders (VT), and Manchin (WV) are considered "Democrat"

Democrat-held seat  
Republican-held seat  
*Incumbent not seeking reelection*

# Four Senate seats are considered toss-ups in the 2024 election











## Cook Political Report: 2024 Senate ratings

■ Solid D ■ Likely D ■ Lean D ■ Toss Up ■ Lean R ■ Likely R ■ Solid R ■ No election













\*The seats of Sens. Sinema (AZ), King (ME), Sanders (VT), and Manchin (WV) are considered “Democrat”

## Hotline's Senate Power Rankings: Top 10 seats most likely to flip (1/2)

Race	Incumbent	2018 Election Result	Cook Rating
WV	 Joe Manchin (I)		Solid R
MT	 Jon Tester (D)		Lean R
OH	 Sherrod Brown (D)		Toss Up
PA	 Bob Casey (D)		Toss Up
MI	 Debbie Stabenow (D)		Toss Up

*Incumbent not running for re-election*

# Hotline's Senate Power Rankings: Top 10 seats most likely to flip (2/2)

Race	Incumbent	2018 Election Result	Cook Rating
WI	 Tammy Baldwin (D)		Toss Up
NV	 Jacky Rosen (D)		Lean D
AZ	 Kyrsten Sinema (I)		Lean D
MD	 Ben Cardin (D)		Likely D
TX	 Ted Cruz (R)		Lean R

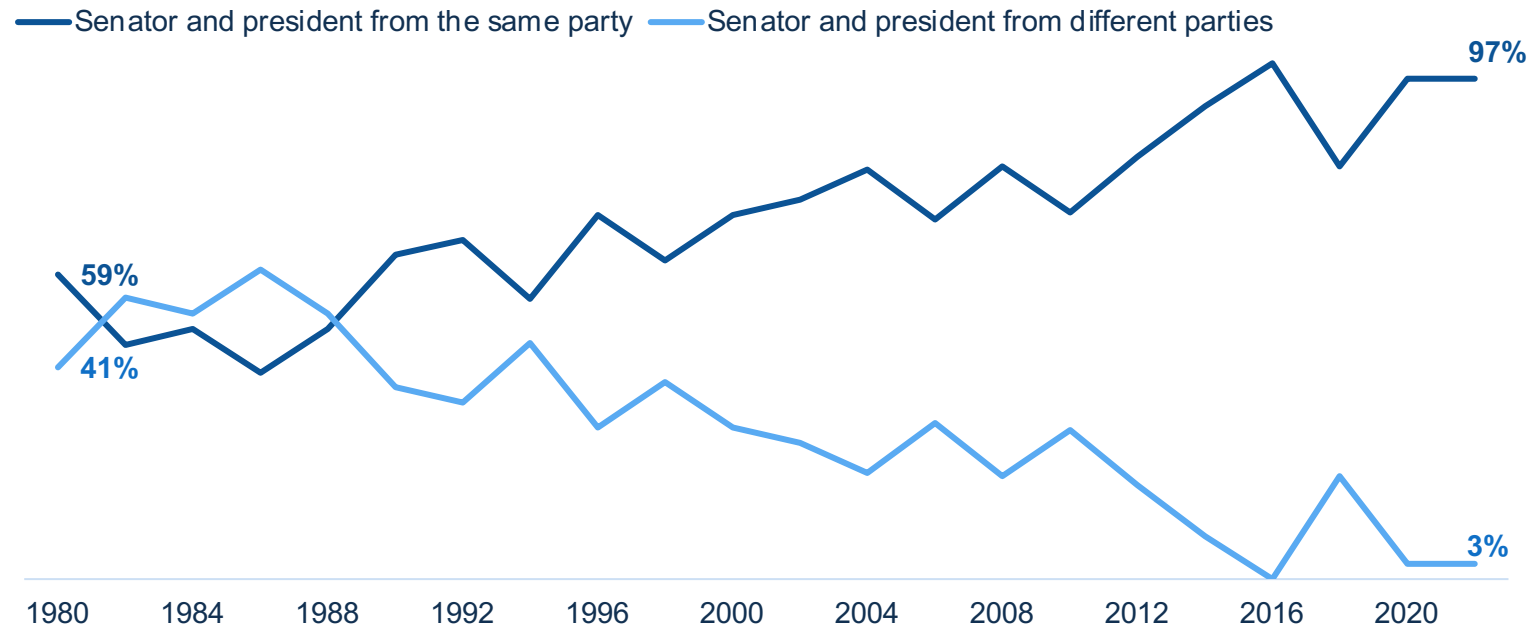
*Incumbent not running for re-election*










# Voters generally support the same party for Senate as they do for president at the state level

There are three Senate crossover seats on the ballot in the 2024 election. All three are held by Democratic senators in states that Trump won in 2020

**% OF US SENATE ELECTIONS WON BY CANDIDATES OF THE SAME/DIFFERENT PARTY AS THEIR STATE'S MOST RECENT PRESIDENTIAL ELECTION WINNER**

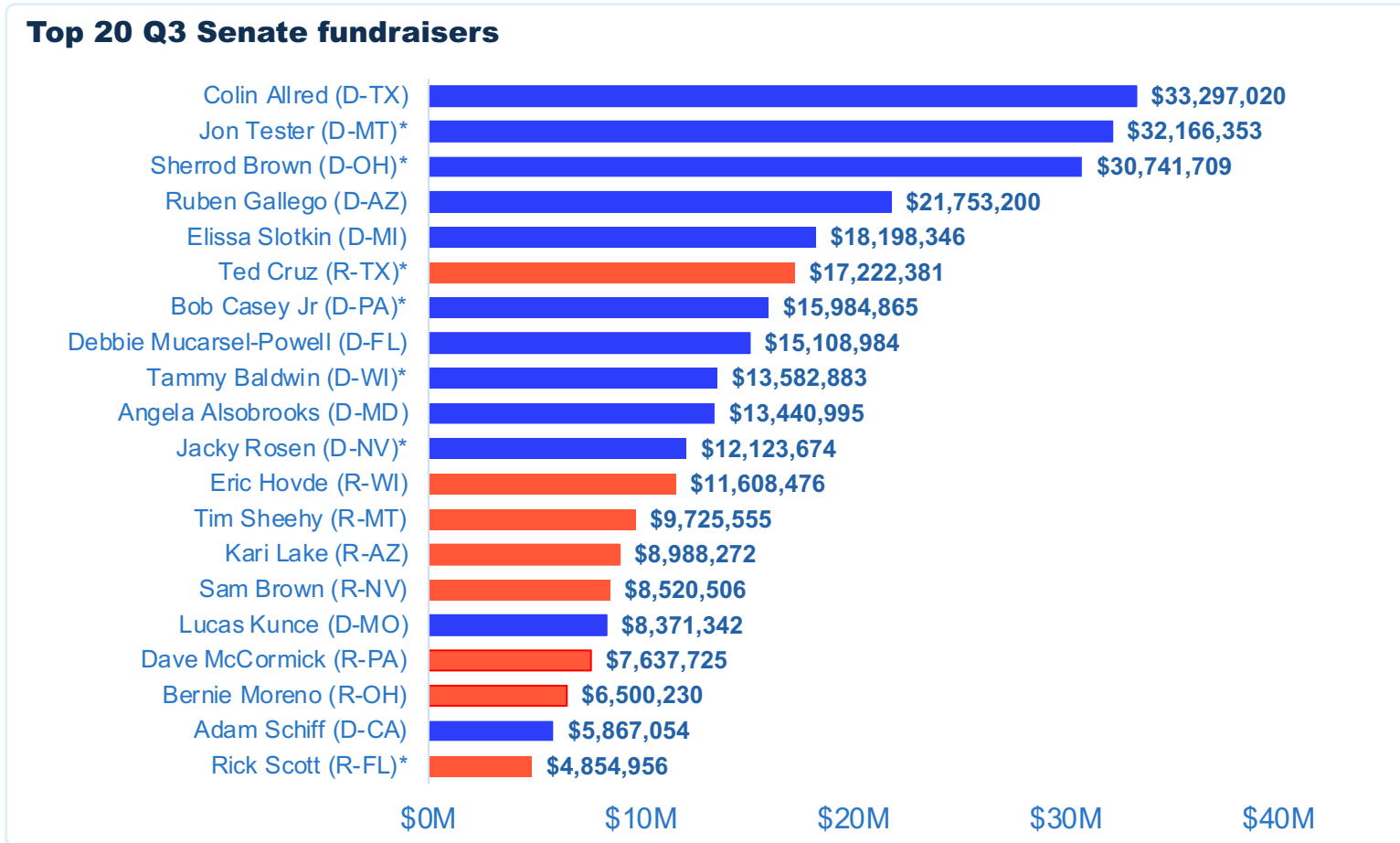


# Democratic Senate candidates led fundraising significantly in every close race in Q3

STATE	COOK RATING	DEM CANDIDATE	GOP CANDIDATE	Q3 RECIEPTS
Arizona	Lean D	Ruben Gallego	Kari Lake	
Michigan	Toss Up	Elissa Slotkin	Michael Rogers	
Montana	Lean R	Jon Tester*	Tim Sheehy	
Nevada	Lean D	Jacky Rosen*	Sam Brown	
Ohio	Toss Up	Sherrod Brown*	Bernie Moreno	
Pennsylvania	Toss Up	Bob Casey Jr.*	Dave McCormick	
Wisconsin	Toss Up	Tammy Baldwin*	Eric Hovde	

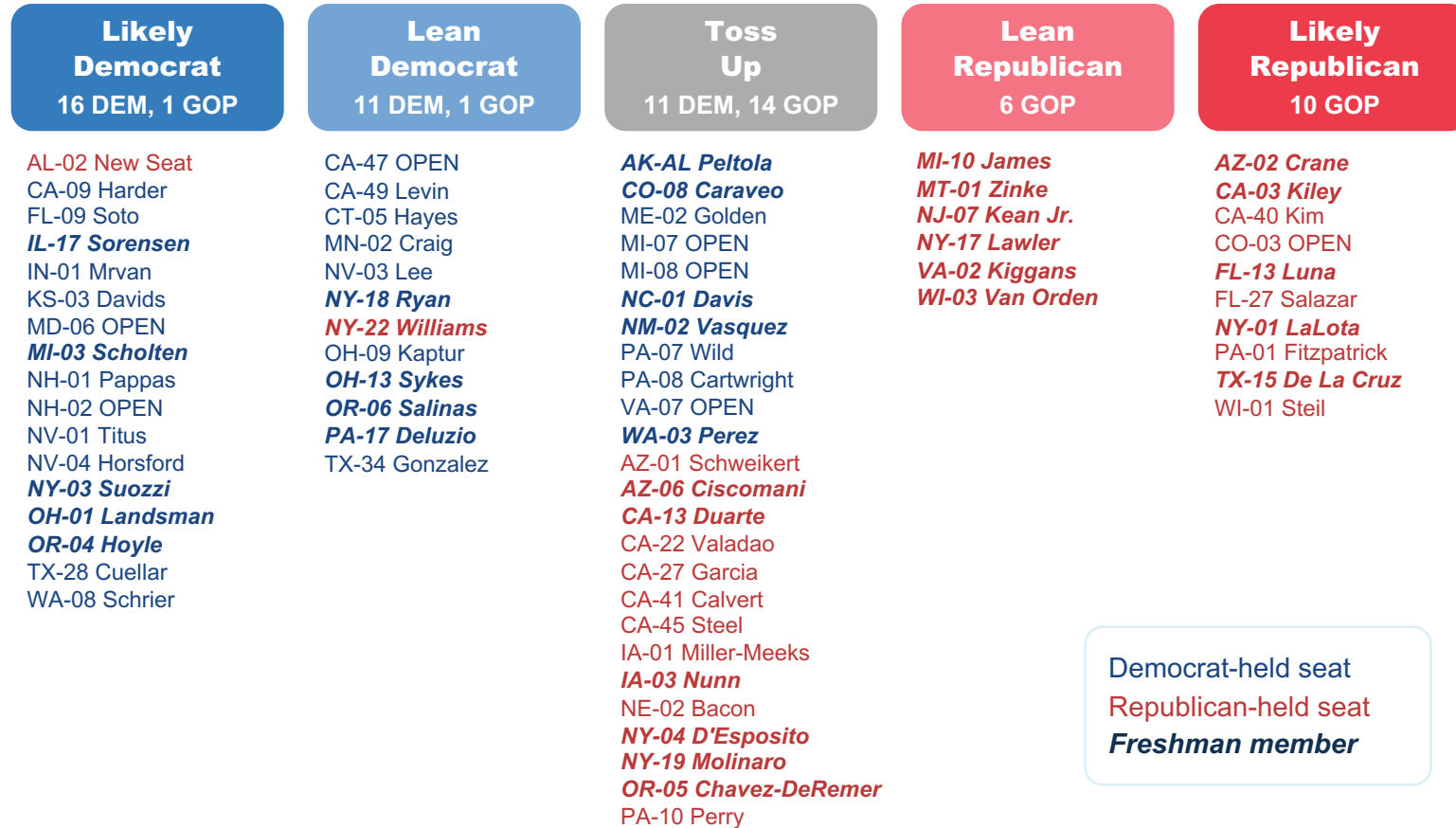
\*Incumbent

# Eleven of the top 20 Q3 Senate candidate fundraisers were Democrats, an increase from Q2



\*Incumbent

# Cook Political Report Race Ratings of competitive 2024 House seats

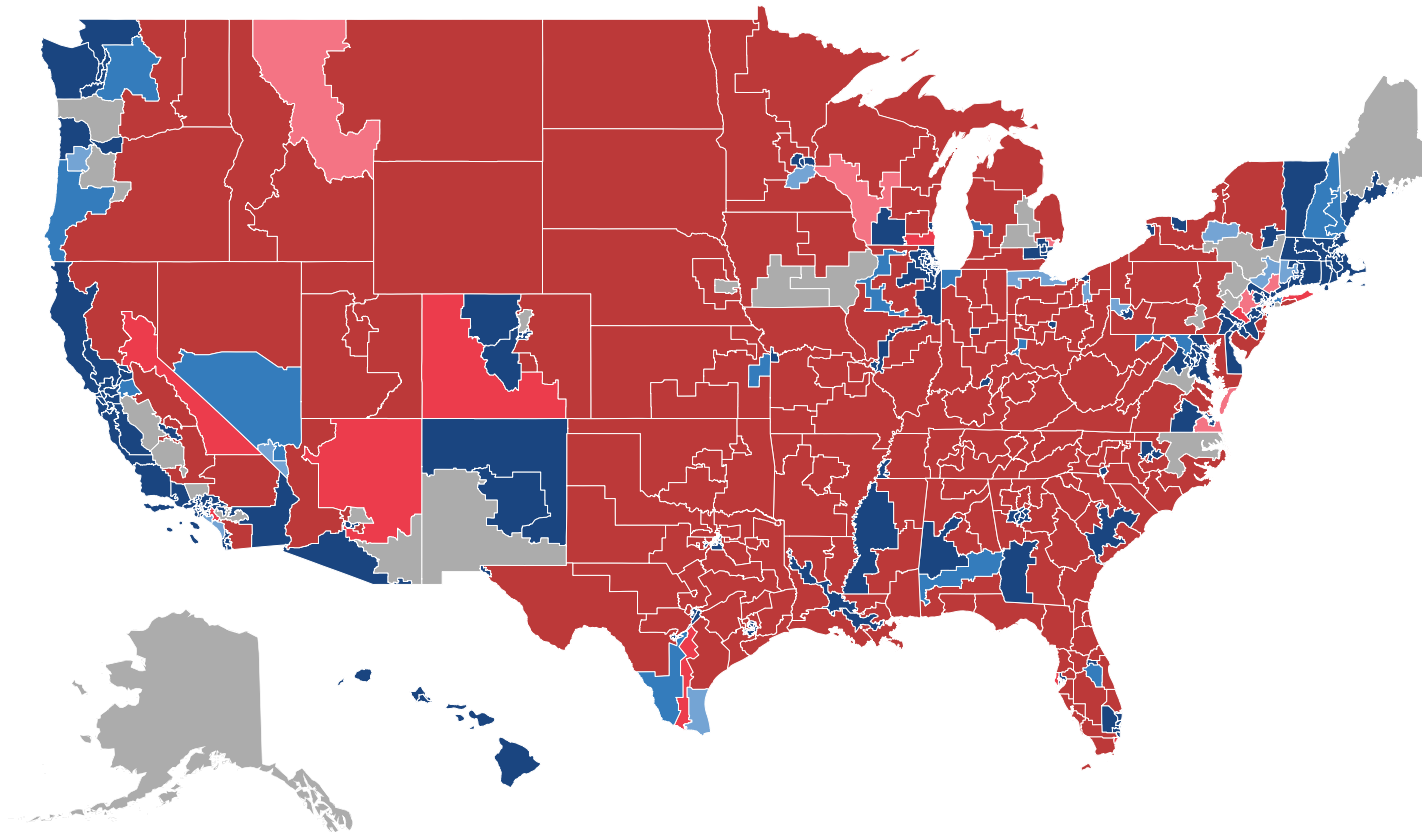














# Twenty-five seats are considered Toss Up districts for the 2024 election

## Cook Political Report: 2024 House Race Ratings

■ Solid D ■ Likely D ■ Lean D ■ Toss Up ■ Lean R ■ Likely R ■ Solid R













# Hotline's House Power Rankings: Top 20 seats most likely to flip (1/4)

Race	Incumbent	2022 Election Result	Cook Rating
NY-22	 Brandon Williams (R)	 50.5% / 49.5%	Lean D
NY-04	 Anthony D'Esposito (R)	 51.8% / 48.2%	Toss Up
CA-13	 John Duarte (R)	 50.2% / 49.8%	Toss Up
WA-03	 Marie Gluesenkamp Perez (D)	 50.1% / 49.3%	Toss Up
CA-27	 Mike Garcia (R)	 53.2% / 46.8%	Toss Up











*Incumbent not running for re-election*

# Hotline's House Power Rankings: Top 20 seats most likely to flip (2/4)

Race	Incumbent	2022 Election Result	Cook Rating
MI-07	 Elissa Slotkin (D)	 51.7% 46.3%	Toss Up
AK-AL	 Mary Peltola (D)	 55.0% 45.0%	Toss Up
OR-05	 Lori Chavez-DeRemer (R)	 50.9% 48.8%	Toss Up
AZ-01	 David Schweikert (R)	 50.4% 49.6%	Toss Up
NY-19	 Marc Molinaro (R)	 50.8% 49.2%	Toss Up











*Incumbent not running for re-election*

# Hotline's House Power Rankings: Top 20 seats most likely to flip (3/4)

Race	Incumbent	2022 Election Result	Cook Rating
CO-08	 Yadira Caraveo (D)	 48.4% 47.7%	Toss Up
NE-02	 Don Bacon (R)	 51.3% 48.7%	Toss Up
NC-01	 Don Davis (D)	 52.4% 47.6%	Toss Up
ME-02	 Jared Golden (D)	 53.1% 46.9%	Toss Up
AZ-06	 Juan Ciscomani (R)	 50.7% 49.2%	Toss Up

*Incumbent not running for re-election*

# Hotline's House Power Rankings: Top 20 seats most likely to flip (4/4)

Race	Incumbent	2022 Election Result	Cook Rating
CA-22	 David Valadao (R)		Toss Up
OH-09	 Marcy Kaptur (D)		Lean D
PA-08	 Matt Cartwright (D)		Toss Up
MI-08	 Dan Kildee (D)		Toss Up
IA-01	 Mariannette Miller-Meeks (R)		Toss Up

*Incumbent not running for re-election*

# Democratic House candidates outraised and outspent GOP candidates in Q3

## Financial activity for all House candidates in Q3

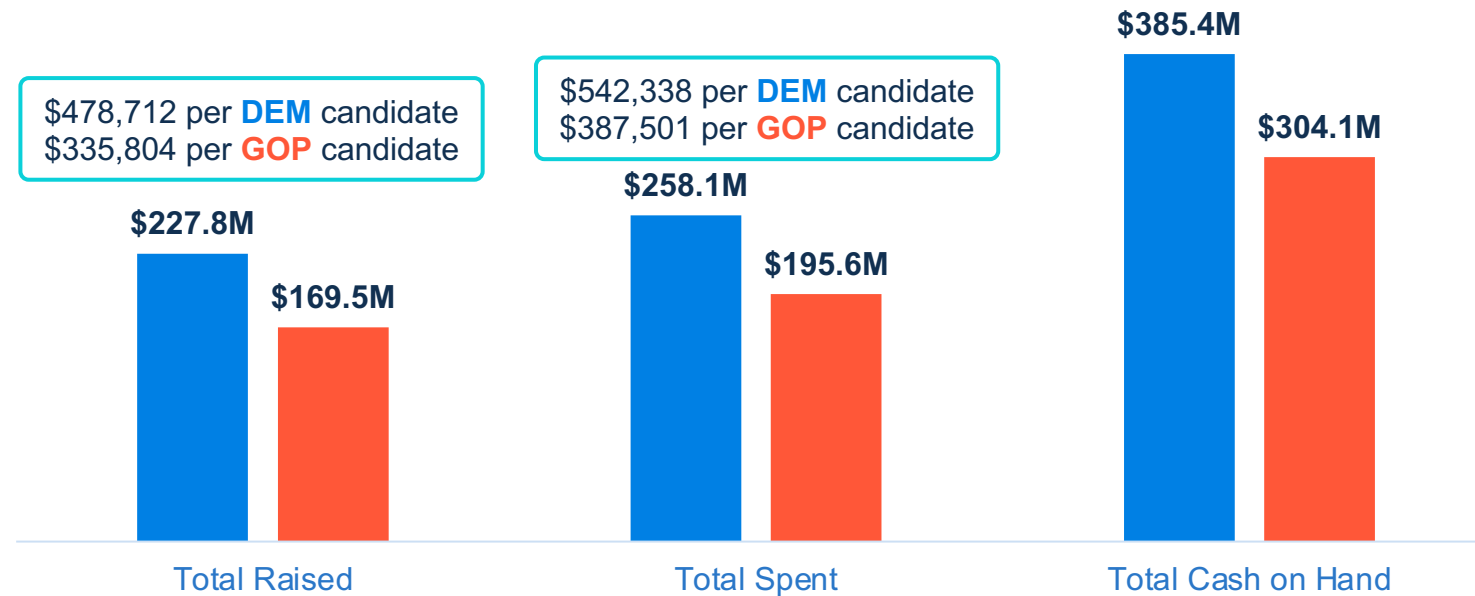
NATIONAL JOURNAL'S **HOTLINE**, FROM JULY 1, 2024 – SEPTEMBER 30, 2024

Total **DEM** candidates: 476  
Total **GOP** candidates: 505

\$478,712 per **DEM** candidate  
\$335,804 per **GOP** candidate

\$542,338 per **DEM** candidate  
\$387,501 per **GOP** candidate

\$809,820 per **DEM** candidate  
\$602,334 per **GOP** candidate

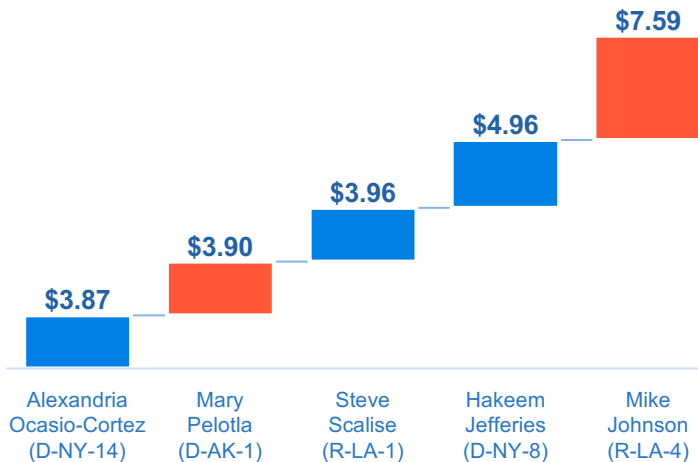




## Democratic candidates led House challenger fundraising efforts in Q3

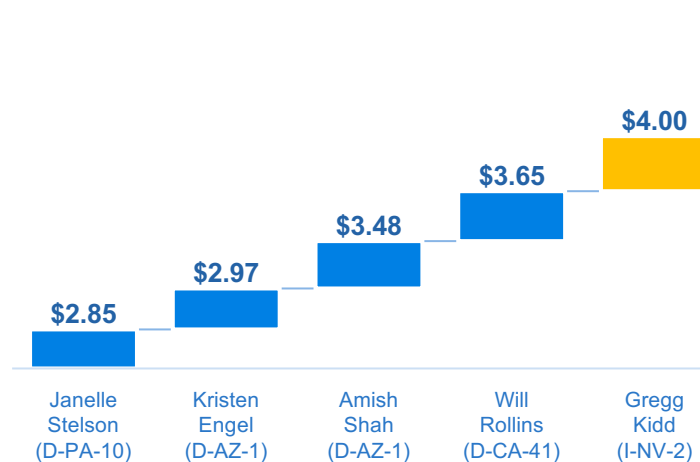
### 2024 Q3 top incumbent fundraisers

TOTAL Q3 RECEIPTS, IN MILLIONS



### 2024 Q3 top challenger fundraisers

TOTAL Q3 RECEIPTS, IN MILLIONS



“ This cycle, [Republican’s] path to keeping the majority depends on the same strategy. Republicans have linked their opponents to unpopular legislation coming from Sacramento and Albany, as well as to Govs. Gavin Newsom (D) and Kathy Hochul (D), who have negative favorability ratings. “Democrats say Republicans pivot to the local issues because they have nothing to show their constituents from their work in Washington.”

James A. Downs, “[Crunching the final fundraising quarter numbers before Election Day](#),” NJ’s **Hotline**



A photograph of the White House in Washington, D.C., featuring the iconic portico with columns and a central fountain in the foreground. The scene is set against a clear blue sky with lush green trees and a well-manicured garden with red flowers and a green lawn.

# White House Projections

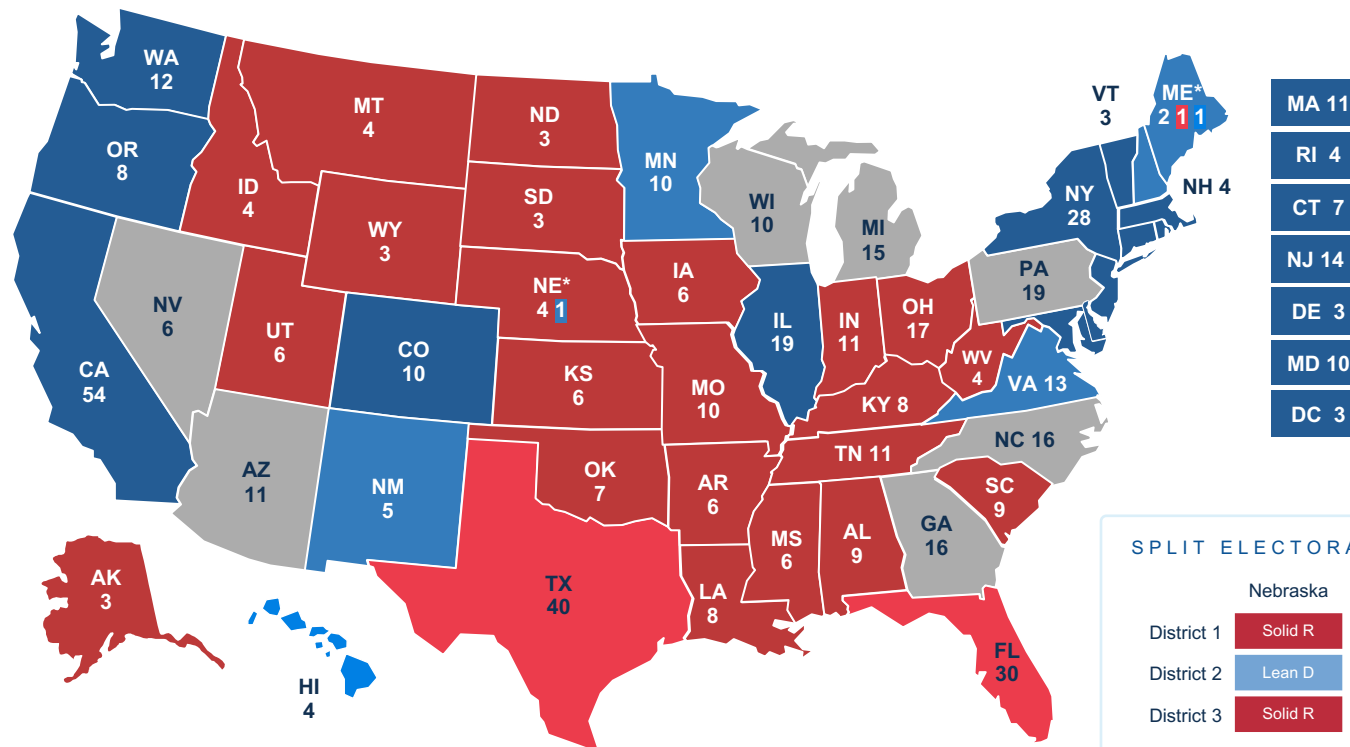


For more insight on the 2024 Electoral College ratings, visit [The Cook Political Report with Amy Walter](#).

# 93 electoral votes are considered Toss Up in the 2024 presidential election

## Cook Political Report: 2024 Electoral College Ratings

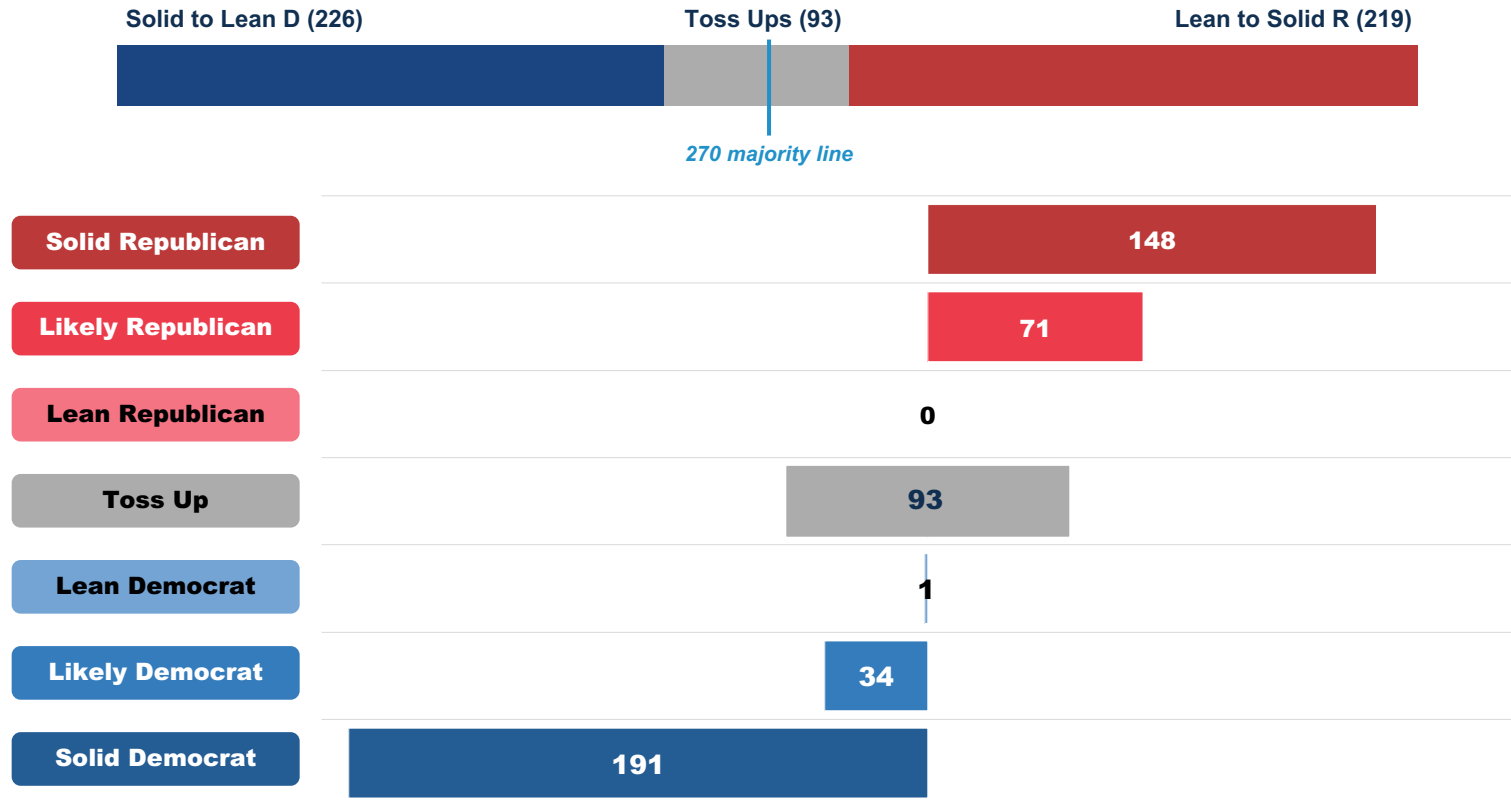
■ Solid D ■ Likely D ■ Lean D ■ Toss Up ■ Lean R ■ Likely R ■ Solid R



\*Nebraska and Maine award two electors each to the winner of their state's popular vote and one elector to the winner of each of their congressional districts

# The Cook Political Report currently ranks the Electoral College as a toss up

## Cook Political Report ratings 2024 ELECTORAL COLLEGE



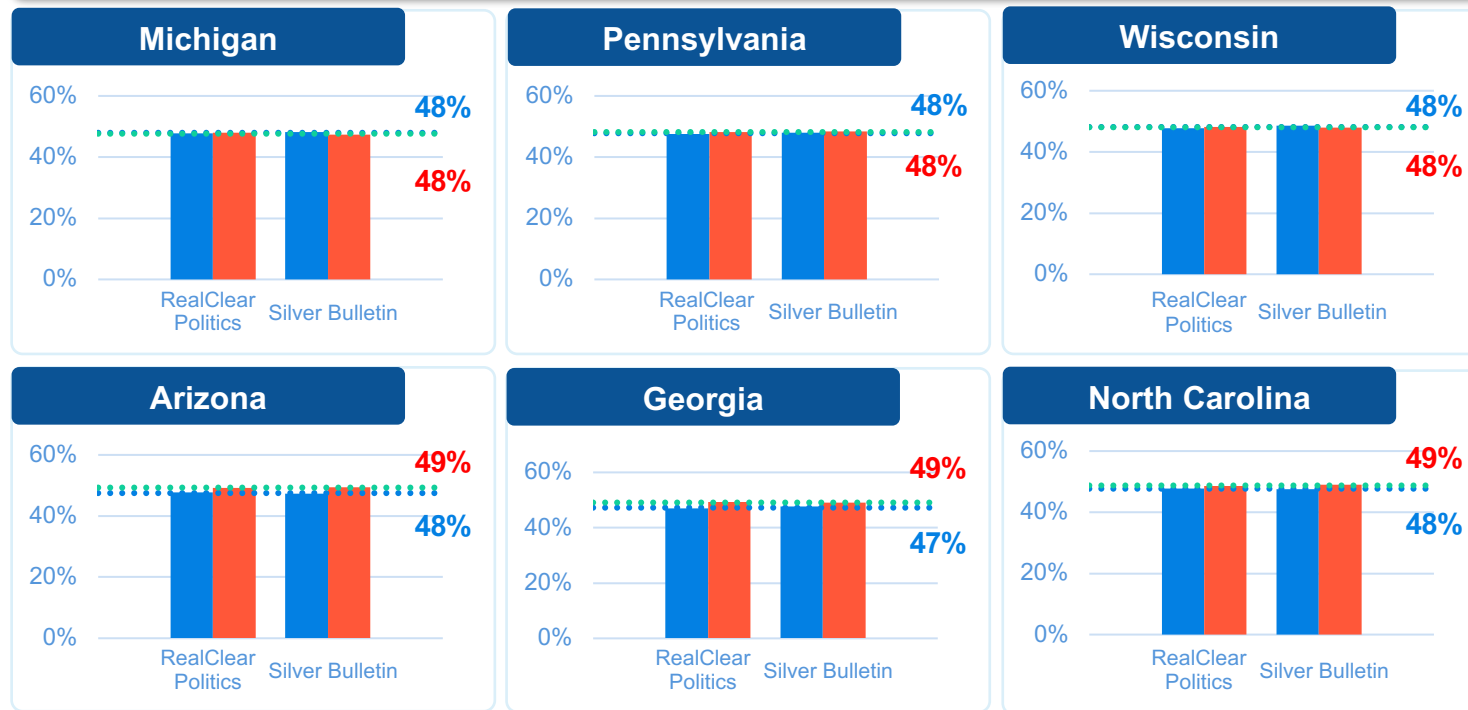
# Swing state polls see an even race between Harris and Trump


CHARLIE COOK 

“So in a choice between former President Trump, who will top the GOP ballot in three consecutive elections, and Harris, who has been a much younger No. 2, which is the more “in” candidate and which the “out”? If a Harris administration is perceived as a Biden administration 2.0, she loses. If Harris is seen as a newer, fresher, and more different approach than either Biden or Trump, she wins. The side that frames that best will be the victorious one.”

Advantage to the Outsider

■ Harris ■ Trump



A construction site at sunset. In the foreground, a large excavator with a bucket full of material is positioned. Several construction workers wearing hard hats and safety vests are visible, some standing and others working. The background shows a complex structure of steel beams and scaffolding under construction. The sky is filled with soft, orange and yellow light from the setting sun, creating a hazy atmosphere. The overall scene is a busy construction site during the 'golden hour' of sunset.

# **How will the elections affect the Construction Industry?**



QUESTIONS?



**Scott Keller**

Partner

HORNE Federal

[scott.keller@horne.com](mailto:scott.keller@horne.com)

---

**Mary Ivon Montgomery**

Manager

HORNE Construction

731.664.3706

[maryivon.montgomery@horne.com](mailto:maryivon.montgomery@horne.com)

---

[horne.com](http://horne.com)

